



Pattern of play-9v9 (attacking 3rd)

Category: Tactical: Penetration

Difficulty: Academy Sessions

Herve Corde



Description

Options for playing in the final third (9v9): Trigger movement from #6

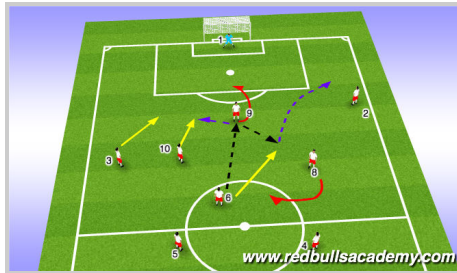
Shape/formation 9v9



Organization:

U11 and U12 team will be playing a 1-4-3-3 formation when playing 11v11

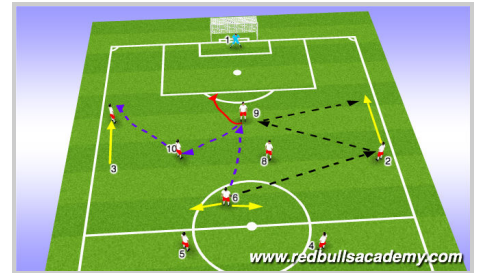
Scenario 1



Patterns of play: Drops steps into the midfield and start with ball(Trigger point). This player then play to # 9, #4 and #5 stay tucked in.

-1st option is to play to #9 who lays off to #6 or #10 and looks for the double pass. #6 should load and play into #2 driving into the channel for through ball.

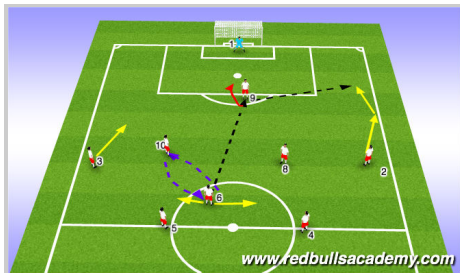
Scenario 2



Patterns of play: Drops steps into the midfield and start with ball(Trigger point). This player then play to # 9, #4 and #5 stay tucked in.

-1st option is to play to #9 who lays off to #10 who plays wide in the channel for #3. -2nd option is for #6 to play out wide to #2 to play a wall pass with #9.

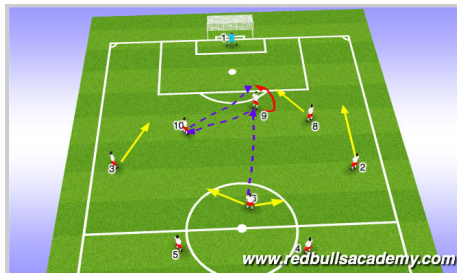
Scenario 3



Patterns of play: #6 Steps into the midfield and start with ball(Trigger point). This player then play to # 9, #4 and #5 stay tucked in.

-1st option is for #6 to play a double pass with #10 and then to play into #9's feet who should lay off to #2 pushing forward.

Scenario 4



Patterns of play: #6 Steps into the midfield and start with ball(Trigger point). This player then play to # 9, #4 and #5 stay tucked in.

-1st option is for #6 to play into #9's feet who should play a double pass with #10.